

6

5

4

3

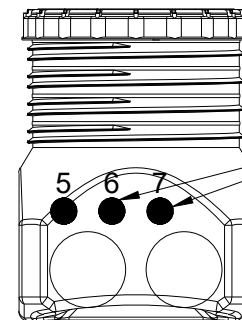
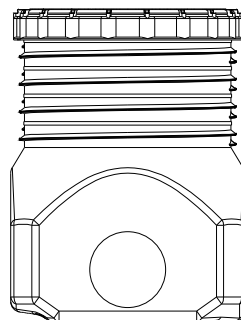
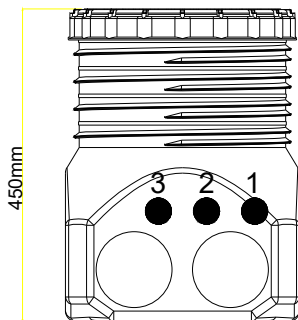
2

1

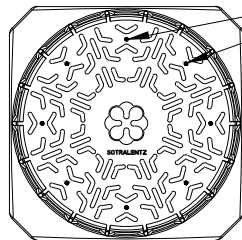
D

D

Use templates when drill holes in the pod

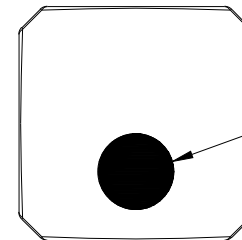


Drill 6no. 41mm Holes (3 on each side)



Drill 8no. 4.8mm thru holes on lid

Top of Pod



Drill 1no. 4" hole on bottom of pod


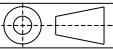
Bottom of Pod

B

B

A

A

DRAWN BY JOL	DRAWING DATE (DD/MM/YY) 18/9/18	EFFECTIVE DATE: (DD/MM/YY) 18/9/18	PRODUCT NAME: <b>Distribution Pod</b>		PRODUCT NUMBER: <b>100025</b>	ACC NUMBER:	
TOLERANCE: +/- 5mm			UNITS:mm	SCALE: Not to scale	DRAWING TYPE:		
MATERIAL:			DRAWING NO:	TANK SPEC REV:	DRAWING REV:000		
JOB NUMBER:			WEIGHT (KG): 2Kgs	PROJECT NO:	ECO NO:	COUNTRY: Ireland	

6

5

4

3

2

1